

Nursery Home Learning

Communication and Language

This week we are going to focus on **syllables**. **Syllables** are the sounds in words.. Hearing syllables in words is a really important pre writing skill. When we spell we break down the word to hear the sounds. This is the same with syllables, it's the break down of words into individual sounds.

Our first job is to listen to the video below to see some great examples of syllables... time to join in!

<https://www.youtube.com/watch?v=vIBc703kYMg>

Our 3 challenges today are:

1. Now that you know a bit more about syllables can you clap or stomp the syllables in your families names?
2. Can you find 5 of your favourite toys around the house and clap the syllables? E.g. te-ddy, car, trac-tor, Le-go, di-no-saur.
3. Clap the syllables for the animal pictures attached.

Maths




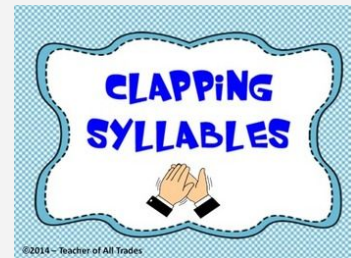
This week our focus will be on one of my favourite number stories- "**I Spy Numbers**" by **Jean Marzollo**. This story is all about finding numbers everywhere in your environment. You can listen to me read the story first, but everyday we will focus on two different numbers. So, you will need to watch the story everyday and pause the book on different pages.

With this in mind.... Today we will focus on number 1 and number 2. So, listen to the first page of the story and press pause so your child can see the picture up close.. Talk to your child about the picture and what they can see. Can they find number 1 hidden in the picture? Remember, 1 is represented in different ways (1 colour, 1 egg, 1 spot on the domino, 1 stone in the avocado, 1 wheel barrow with 1 wheel, 1 single ticket that allows entry for 1 person). After lots of discussion, go and find things around your house that represent number 1 (keep your finds from each day as you will need them on Wednesday)..

Then, do the same for number 2. Think carefully about how number 2 is represented in the picture (2 holes in the scissors, 2 claws on the crab, 2 colours (pink and yellow) on the glasses, 2 hearts on the glasses, 2 arrows on the road sign and so much more). Then get searching around your house for number 2.

After your number hunt, practice writing the numbers 1 and 2. You can use the number rhymes on the right to help you form the numbers correctly.

Monday



Nursery Home Learning

Topic

Over the past couple of weeks we have enjoyed doing some icy cold experiments and research. Now that we know that salt melts ice, it made me wonder, who helps melt the ice on our roads? As the weather remains chilly and icy, we have noticed lots of gritters out and about on the roads. Have you? What are they doing? Why? What is a gritter? Time to find out!

Watch the videos attached of a local gritter and to see the gritter in action!

Now that you have watched the video, we would love you to get your builders hat on and build your own gritter using materials from around your house (cereal boxes, shoe boxes, milk cartons, egg boxes, milk lids etc). If you're feeling really clever, have a go at adding some writing to your vehicle- e.g. "spreading" or label the different parts- e.g. "plough".

We would love to see pictures of your gritters on your learning journal!




Today's Physical challenge!

Today we are going to develop our **fine motor skills** with a tricky but fun activity!

You will need: some spaghetti, cheerios or beads (or anything light weight that can be used to thread).

Very carefully, have a go at threading your cheerios onto the spaghetti. Be careful that it doesn't snap! You will need careful concentration and careful, gentle hands! How many cheerios or beads can you fit on one piece of spaghetti?



Day 1 And finally...

We'd love to see what you've done today. Upload some pictures to your child's school 360 journal. Don't forget to email if you have any questions or concerns.