

SATs 2020



Time Table

Monday 11th May	English grammar, punctuation and spelling papers 1 and 2
Tuesday 12th May	English reading
Wednesday 13th May	Mathematics papers 1 and 2
Thursday 14th May	Mathematics paper 3

Daily Organisation

8:45	Registration
8:50	Breakfast
9:10	Break
9:25	Settling in and instructions
9:30	Test

If we have two papers there will be a break in between.

All SATs will take place in the classroom (information on the walls will be covered up)

Rowan Class invigilators: Mrs Rutherford / Mrs O'Connell / Mrs Smith
Larch Class invigilators: Mrs Murdy and Mrs Grimes

Special Arrangements

Some children will be taking their SATs in other rooms:

- **Those children entitled to additional time**
- **Anyone who is feeling unwell (these children will be sent home immediately after the test)**
- **Children needing a scribe or a reader**

Year 5 children in Rowan and Larch will be taught in the Studio.

Being Prepared!

Mock SATs are scheduled each half term in order to fully prepare the children. They have already had their first experience of this in October and they showed such determination and resilience!

Master Classes will begin after Christmas and run until May. Maths sessions will take place on a Tuesday and English sessions will be on a Thursday. Each session will run from 3:00pm to 4:00pm.

Children are routinely exposed to SATs questions within their daily English and Mathematics lessons.

Children will also be given SATs Revision Guides and Workbooks for Reading Comprehension, SPaG and Maths. These will be used for weekly homework tasks as well as the Master Classes. They will also be sent home so please encourage your child to revise, particularly over February half term and Easter.

How results will be reported

Each pupil who takes the test will receive:

- 1. a raw score (number of marks)**
- 2. a standardised score**
- 3. confirmation of whether or not they have achieved the national standard (achieved a standardised score of 100 or more)**

We expect to receive the results at the beginning of July and parents will be informed by letter.

How can you help prepare your child?

Ensure that your child completes their weekly homework tasks.

(Maths, English, Spellings, Times Tables, Big Maths).

Encourage your child to read a range of texts each week and spend some time discussing their findings.

Support your child with revision, ensuring that this is 'little and often'.

Encourage your child to take plenty of exercise, eat well and get plenty of sleep.

Any Questions?

If you have any questions, please don't hesitate to ask any of us before you leave or feel free to email at anytime.

jenny.smith@swansfield.northumberland.sch.uk

anne-marie.grimes@swansfield.northumberland.sch.uk

charlotte.murdy@swansfield.northumberland.sch.uk


jacqueline.o'connell@swansfield.northumberland.sch.uk

emma.rutherford@swansfield.northumberland.sch.uk

Mathematics SATs 2020



Mathematics SATs 2020



The Mathematics SATs
are in three parts:

Paper 1 - Arithmetic

Papers 2 and 3 - Reasoning

Timetable for Mathematics SATs 2020



Wednesday 13th May

Paper 1 ~ Arithmetic: (30 minutes)

Paper 2 ~ Reasoning: (40 minutes)

Thursday 14th May

Paper 3 ~ Reasoning: (40 minutes)



Arithmetic

- 36 questions to answer in 30 minutes
- Focuses on four number operations: addition, subtraction, multiplication and division (including fractions).
- Also includes questions on fractions, decimals and percentage equivalence.





$$\frac{1}{4} \times \frac{1}{8} =$$

[illegible]

1 mark

29

X

6	7	8
	5	4

Show
your
method

[illegible]

2 marks

8

$$6^2 + 10 =$$

1 mark

36

9 7 8 8 2 7

Show
your
method

2 marks

32

$$9^2 - 36 \div 9 =$$

1 mark

35

$$4\frac{2}{3} - 1\frac{6}{7} =$$

1 mark

Mathematics Paper 2 and 3

The image shows a screenshot of the instructions page for the Mathematics Paper 2 and 3. The page is titled "Instructions" in a blue header. Below the header, the text states: "You may not use a calculator to answer any questions in this test." The main section is titled "Questions and answers" and contains the following instructions: "You have 40 minutes to complete this test.", "Follow the instructions for each question.", "Work as quickly and as carefully as you can.", "If you need to do working out, you can use the space around the question. Do not write over any barcodes.", and "Some questions have a method box like this:". Below this text is a diagram of a method box. It consists of a large grid of blue squares. To the left of the grid is a vertical box labeled "Show your method". To the right of the grid is a smaller, empty rectangular box. Below the diagram, the text states: "For these questions you may get a mark for showing your method.", "If you cannot do one of the questions, go on to the next one. You can come back to it later, if you have time.", and "If you finish before the end, go back and check your work." The bottom section is titled "Marks" and contains the text: "The number under each line at the side of the page tells you the maximum number of marks for each question."

Instructions

You may not use a calculator to answer any questions in this test.

Questions and answers

You have 40 minutes to complete this test.

Follow the instructions for each question.

Work as quickly and as carefully as you can.

If you need to do working out, you can use the space around the question. Do not write over any barcodes.

Some questions have a method box like this:

Show your method

For these questions you may get a mark for showing your method.

If you cannot do one of the questions, go on to the next one. You can come back to it later, if you have time.

If you finish before the end, go back and check your work.

Marks

The number under each line at the side of the page tells you the maximum number of marks for each question.

- Calculators are **not** allowed and pupils are given 40 minutes to answer.
- Pupils should show their working out as they can pick up marks for their working even if the final answer is incorrect.
- Questions generally get harder as the test progresses.

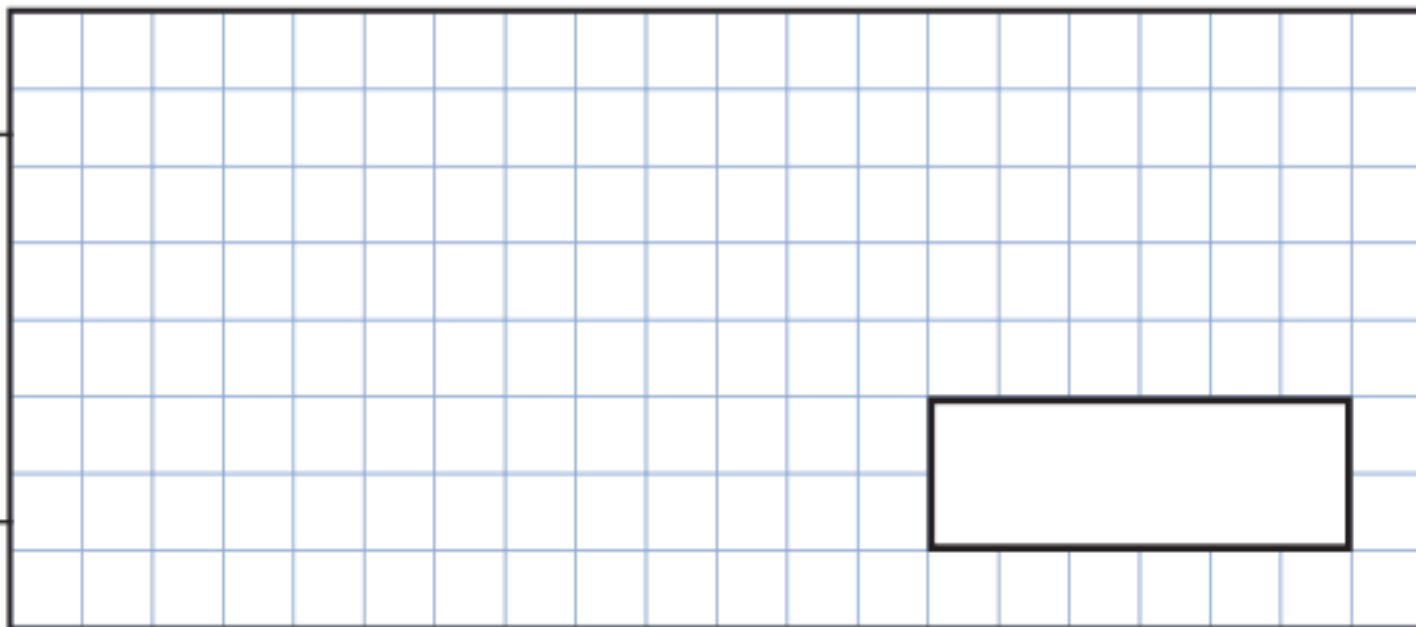
2

A pack of paper has 150 sheets.

4 children each take 7 sheets.

How many sheets of paper are left in the packet?

Show
your
method



2 marks

10

A bag of 5 lemons costs £1

A bag of 4 oranges costs £1.80



How much **more** does one orange cost than one lemon?

Show
your
method

The length of an alligator can be estimated by:

- measuring the distance from its eyes to its nose
- then multiplying that distance by 12

What is the **difference** in the estimated lengths of these two alligators?



Not to scale

Show
your
method

[illegible]

2 marks

Mathematics SATs ~ How can you help?

- Find out how many millilitres or grams a packet, tin or bottle can hold and make conversions between units of measurement.
- Ask simple time calculations
e.g. how long is it until a certain TV programme is on, how long does a TV programme last (duration) ...

Mathematics SATs ~ How can you help?

- Measure ingredients when cooking to practice reading scales
- Work out the best value when shopping comparing “Get three for the price of two” offers with buying three single items
- Calculate the % discount in a sale


Mathematics SATs ~ How can you help?

- Make up calculations for your child to work out then check the answers using a calculator
- Use the number cards from a pack of cards to generate times tables questions




Mathematics SATs ~ How can you help?

KS2 Maths – SATs
Revision Book (CGP)



KS2 Maths – SATs
Question Book (CGP)



English SATs 2020

English SATs 2020


The English SATs are in three parts:

Paper 1 - Grammar & Punctuation

Paper 2 - Spellings

Paper 3 - Reading Comprehension

*Writing tasks are for
teacher assessment only.*



Timetable for English SATs 2020



Monday 11th May

Grammar, Punctuation and Spelling Test

- Paper 1: 45 min
- Paper 2: 15 min approx.

Timetable for English SATs 2019



Tuesday 12th May

Reading Test

One hour for reading texts and answering questions.

Spelling, Grammar and Punctuation

Grammar and Punctuation:



Sample Questions

Grammatical terms / word classes.

Circle all the **pronouns** in the sentence below.

They bought new jumpers for themselves and a warm scarf for Dad.

Grammar and Punctuation:



Sample Questions

Punctuation.

Which sentence uses an **apostrophe** correctly?

Tick **one**.

The children's clothes were hanging up.

☐

The childrens' clothes were hanging up.

☐

The childrens clothe's were hanging up.

☐

The childrens clothes' were hanging up.

☐

Grammar and Punctuation:

Sample Questions



Functions of sentences.

Tick the sentence that must end with a **question mark**.

What I wanted had already sold out

☐

Ask Ryan what he thinks about it

☐

What time will the film start

☐

I didn't know what to say

☐

Grammar and Punctuation:



Combining words, phrases and clauses.

Tick one box in each row to show if the underlined clause is a **main clause** or a **subordinate clause**.

Sentence	Main clause	Subordinate clause
Billie, <u>who was nine years old</u> , loved to play tennis.		
Billie's mum bought her a tennis racket <u>so that she could play more often</u> .		
<u>Billie could not play tennis with her friend Lana</u> because Lana did not have a racket.		

Grammar and Punctuation:



Sample Questions

Verb forms, tenses and consistency.

Which sentence below is written in the **past tense**?

That is the oldest house in our village.

☐

The original part of the house dates from 1760.

☐

The roof was replaced in 1970.

☐

The owners plan to open the house to the public.

☐

Grammar and Punctuation:



Sample Questions

Vocabulary.

Circle the two words in the sentence below that are **synonyms** of each other.

He was lucky to win first prize – he knew it was fortunate that his closest rival had decided not to take part.

Grammar and Punctuation:

Sample Questions



Standard English and Formality.

Circle one verb in each underlined pair to complete the sentences using **Standard English**.

We was / were planning to hold a cake sale at school.

I was / were chosen to design the posters.

Punctuation and Grammar SATs ~ How can you help?

- Test your child on the vocabulary in the glossary booklet;
- When reading, ask them to pick out examples of:
 - Nouns (common, proper, collective, abstract)
 - Verbs
 - Adjectives and adverbs
 - Pronouns
 - Conjunctions
 - Prepositions
 - Determiners.

Reading

Reading: Sample Questions



Explain the meaning of words in context.

13. *Find out when a meteor shower is due and arrange to go star spotting with a adult...*

In this sentence, the word *arrange* is closest in meaning to...

- *set out*
- *meet*
- *pack up*
- *plan*

Reading: Sample Questions



Retrieve and record information.

2. How would you get from the spacecraft to the space hotel?

Reading: Sample Questions



Summarise main ideas from more than one paragraph.

24. What is the main message of the poem?

People can learn a lot from holding small creatures.

People should think about how their actions affect others.

People are much bigger than frogs and snails.

People should overcome their fear of nature.

Reading: Sample Questions

Predict what might happen from details in the text.

36. Based on what you have read, what does the last paragraph suggest might happen to the explorers next?

Reading: Sample Questions



Identify/explain how information is related and contributes to the meaning as a the whole.

35. The mood of the characters changes throughout the extract.

a. Find and copy the group of words on page 9 where Lord John's mood changes.

Reading: Sample Questions



Identify/explain how meaning is enhanced through choice of words and phrases.

12. *...in a flash...* (page 6)

What does this tell you about the burning of rocks in space?

Reading: Sample Questions



Make comparisons within the text.

35. The mood of the characters changes throughout the extract.

b. How does Lord John's mood change?

Reading SATs ~ How can you help?



- Talk about the meanings of unfamiliar words – try to figure them out from the context
- Discuss the main message of texts – what is the writer trying to get across to the reader?
- Discuss the meanings of figurative phrases and idioms that are used in texts, e.g. 'a blessing in disguise', 'let's call it a day'
- Make predictions about what might happen next based on the text so far