



Reception Home Learning

Mathematical Development

Our Learning : To recognise:



All of the people working for the emergency services we have looked at this week do these jobs so that they can help people, but also so that they can **earn money**.

Why do we need money?

Watch this video of the traditional nursery rhyme: **Sing a song of six pence:**

<https://www.youtube.com/watch?v=26yFO5lnkgU>

Using the money sheets attached or better yet, using real money, can you join in with Mrs Horne-Smith as she is the king in her counting house, counting out her money?

1. We should now know that there is no such coin as 6 pence, but we do know which coins we can use to make 6p. Can you do a job a day to help the adult you live with and earn 6p? They may choose to pay you in 1ps or by using a 5p and a 1p, but they cannot pay you more than 6p. Job ideas are helping to make the beds in your house or laying the table for dinner.
2. At the end of the week why not go to the shops and see what you are able to buy with the money you have earned? You can have an adult help you to count the money you have earned **altogether** to help you

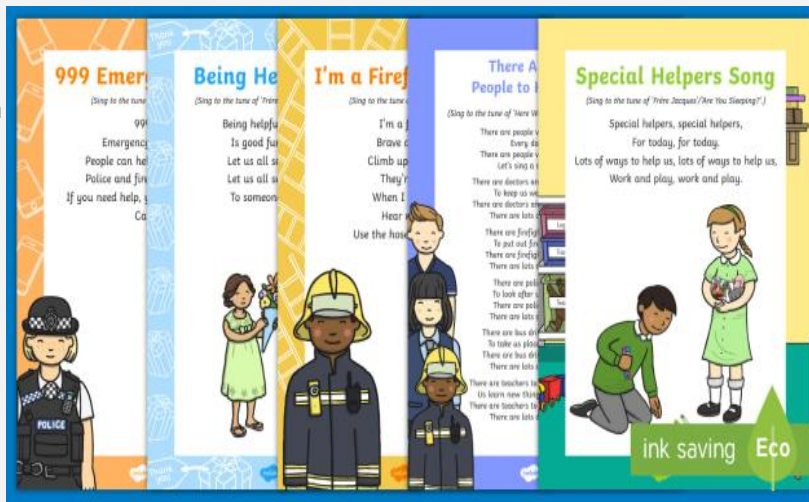
Communication and Language

In reception, alongside every topic we sing, sing, sing!

Today we would like you to work on performing in character.

1. Choose your favourite from the 'people who help us' songs attached.
2. Gather together any props you have made throughout the week.
3. Perform the song dressed as your favourite emergency services worker.
4. If you don't have the uniform, can you make it? Use your police badge from earlier in the week if you are a policeman, or your fire engine you have built if you are a firefighter.
5. Perform the song and have your adult video you.
6. Send us your video performance, we look forward to seeing your musical masterpieces!

Friday



Reception Home Learning

Topic

Today let's enjoy an episode of fireman Sam.

<https://youtu.be/CBiXprmrhpM>

All of the emergency services we have looked at this week would be unable to complete their jobs if they did not have their emergency vehicles to store all of their equipment.

Today could you build your own 3d emergency service vehicle? It could be a police car, an ambulance or a fire engine.

See what items you can find at home

Cardboard boxes

Bottle tops

Tinfoil

Plastic holders

And get creating your own vehicles ready to use when performing your song video today!!



Day 5

We'd love to see what you've done today. Upload some pictures to your child's school 360 journal. Don't forget to email if you have any questions or concerns.