


Fractions and Decimals

Number Monster (Divide by 10)

The number monster is confused. Help him to complete the task by writing the value of the digit that has been shaded in each number below. The first has been done for you.

3. 6	4 5 .85	1 36.7	84. 3 2
6 tenths			
4 6.48	284. 3 9	6. 0 8	1 2.98

Well done! Now help the number monster to complete the following calculations. Use the place value chart to help you.



Tens	Ones	Tenths

1. $8 \div 10 =$

2. $5 \div 10 =$

3. $37 \div 10 =$

4. $62 \div 10 =$

5. $16 \div 10 =$

6. $89 \div 10 =$

7. $40 \div 10 =$


8. $92 \div 10 =$

What happens to the digits when you divide by 10?

Fractions and Decimals

Number Monster (Divide by 100)

The number monster is confused. Help him to complete the following calculations by dividing each number by 100. Use the place value chart for support.



Tens	Ones	Tenths	Hundreds

1. $7 \div 100 =$

2. $6 \div 100 =$

3. $16 \div 100 =$

4. $72 \div 100 =$

5. $50 \div 100 =$

6. $85 \div 100 =$

7. $23 \div 100 =$

8. $97 \div 100 =$

9. $70 \div 100 =$

10. $49 \div 100 =$

Well done helping the number monster. Now fill in the missing number in each of the calculations below. Think carefully about how many places each digit has moved in each of the calculations.

11. $72 \div$ $= 7.2$

12. $7 \div$ $= 0.07$

13. $29 \div$ $= 0.29$

14. $37 \div$ $= 3.7$

15. $64 \div$ $= 6.4$

16. $23 \div$ $= 0.23$

17. $98 \div$ $= 0.98$

18. $56 \div$ $= 5.6$

Fractions and Decimals

Number Monster Support Sheet (Divide by 10)

When dividing a number by 10, all the digits move one place to the right.
For example, $32 \div 10 = 3.2$

Tens	Ones ●	Tenths
3	2	
	3 ●	2



Use the place value chart in each question to help you to divide the following numbers by 10.

1. $8 \div 10 =$

Tens	Ones ●	Tenths

2. $87 \div 10 =$

Tens	Ones ●	Tenths

3. $15 \div 10 =$

Tens	Ones ●	Tenths

4. $23 \div 10 =$

Tens	Ones ●	Tenths

5. $3 \div 10 =$

Tens	Ones ●	Tenths

6. $46 \div 10 =$

Tens	Ones ●	Tenths

7. $92 \div 10 =$

Tens	Ones ●	Tenths

8. $18 \div 10 =$


Tens	Ones ●	Tenths

Fractions and Decimals

Number Monster Support Sheet 2 (Divide by 100)

When dividing a number by 100, all the digits move two places to the right. For example, $47 \div 100 = 0.47$

Tens	Ones	Tenths	Hundredths
4	7		
	0	4	7



Remember to put a zero in the ones' column if you don't have any ones. Use the place value chart in each question to help you to divide the following numbers by 100.

1. $66 \div 100 =$

Tens	Ones	Tenths	Hundredths

2. $29 \div 100 =$

Tens	Ones	Tenths	Hundredths

3. $15 \div 100 =$

Tens	Ones	Tenths	Hundredths

4. $60 \div 100 =$

Tens	Ones	Tenths	Hundredths

5. $58 \div 100 =$

Tens	Ones	Tenths	Hundredths

6. $32 \div 100 =$

Tens	Ones	Tenths	Hundredths

7. $31 \div 100 =$

Tens	Ones	Tenths	Hundredths

8. $96 \div 100 =$

Tens	Ones	Tenths	Hundredths

Fractions and Decimals Answers

Number Monster (Divide by 10)

3. <u>6</u>	4 <u>5</u> .85	13 <u>6</u> .7	84. <u>3</u> 2
6 tenths	5 ones	1 hundred	3 tenths
<u>4</u> 6.48	284. <u>3</u> 9	6. <u>0</u> 8	12. <u>9</u> 8
4 tens	9 hundredths	8 hundredths	2 ones

1. $8 \div 10 = \mathbf{0.8}$

2. $5 \div 10 = \mathbf{0.5}$

3. $37 \div 10 = \mathbf{3.7}$

4. $62 \div 10 = \mathbf{6.2}$

5. $16 \div 10 = \mathbf{1.6}$

6. $89 \div 10 = \mathbf{8.9}$

7. $40 \div 10 = \mathbf{4}$

8. $92 \div 10 = \mathbf{9.2}$

Fractions and Decimals Answers

Number Monster (Divide by 100)

1. $7 \div 100 = \mathbf{0.07}$

2. $6 \div 100 = \mathbf{0.06}$

3. $16 \div 100 = \mathbf{0.16}$

4. $72 \div 100 = \mathbf{0.72}$

5. $50 \div 100 = \mathbf{0.5}$

6. $85 \div 100 = \mathbf{0.85}$

7. $23 \div 100 = \mathbf{0.23}$

8. $97 \div 100 = \mathbf{0.97}$

9. $70 \div 100 = \mathbf{0.7}$

10. $49 \div 100 = \mathbf{0.49}$

11. $72 \div \mathbf{10} = 7.2$

12. $7 \div \mathbf{100} = 0.07$

13. $29 \div \mathbf{100} = 0.29$

14. $37 \div \mathbf{10} = 3.7$

15. $64 \div \mathbf{10} = 6.4$

16. $23 \div \mathbf{100} = 0.23$

17. $98 \div \mathbf{100} = 0.98$

18. $56 \div \mathbf{10} = 5.6$

Fractions and Decimals Answers

Number Monster Support Sheet (Divide by 10)

1. $8 \div 10 = \mathbf{0.8}$

2. $87 \div 10 = \mathbf{8.7}$

3. $15 \div 10 = \mathbf{1.5}$

4. $23 \div 10 = \mathbf{2.3}$

5. $3 \div 10 = \mathbf{0.3}$

6. $46 \div 10 = \mathbf{4.6}$

7. $92 \div 10 = \mathbf{9.2}$

8. $18 \div 10 = \mathbf{1.8}$

Fractions and Decimals Answers

Number Monster Support Sheet 2 (Divide by 100)

1. $66 \div 100 = \mathbf{0.66}$

2. $29 \div 100 = \mathbf{0.29}$

3. $15 \div 100 = \mathbf{0.15}$

4. $60 \div 100 = \mathbf{0.6}$

5. $58 \div 100 = \mathbf{0.58}$

6. $32 \div 100 = \mathbf{0.32}$

7. $31 \div 100 = \mathbf{0.31}$

8. $96 \div 100 = \mathbf{0.96}$